



# Daily Media Highlights

Communications and Public Affairs Office, HKU

[View Notice](#)

[Browse Archive](#)

[Search Archive](#)

[Contact Us](#)

[◀Previous Day](#)

## July 5, 2011

### **Six HKU social sciences programmes ranked top 50 in QS World University Rankings**

QS has released the subject rankings for Social Sciences. Five HK universities, i.e. HKU, CU, HKUST, CityU and PolyU have been ranked in the top 200. HKU has six subjects ranked in top 50, which makes it the best performing university among the local universities and tops the charts in statistics (26th), politics (27th) and law (31st). Of the 26 social science subjects, HKU has the highest individual-subject ranking in geography and area studies and electrical engineering (20th). Its language and literature has been ranked 21st, economics ranked 43rd and accounting/finance ranked 41st. Meanwhile, CU's statistics, economics and accountancy have been ranked among the top 50. HKUST came 30th for accounting/finance and for statistics, and 42nd for economics. CityU has its statistics ranked 47th and five other subjects among top 150. (Sing Tao, SCMP, QS releases: <http://www.topuniversities.com/world-university-rankings/2011-qs-world-university-rankings%C2%AE-subject-social-sciences> <http://www.topuniversities.com/university-rankings/world-university-rankings/2011/subject-rankings/social-sciences/>)

### **HKU survey finds majority of HK people support means test for elderly care subsidy scheme**

According to a survey conducted by HKU, commissioned by the Elderly Commission, over half of the 2,702 elderly people, caregivers and service operators interviewed agreed to the establishment of a subsidy scheme. Around 70% of the respondents agreed to a support means test for the subsidy scheme. The results also show that 472 of the elderly people interviewed had not used any of the community care services. Over 17% of them were not aware of the community care services, and nearly 10% said they could not afford the service fees. HKU Social Work and Social Administration Associate Professor Dr Ernest Chui Wing-tak said the low awareness reflected the overly reliance of elderly home services among the elderly. (Ta Kung Pao, Ming Pao, Sing Tao, Apple, Oriental)

### **Two HKU students recycle promotional banners to support environmental protection**

Two HKU third-year BBA(Law) students, Ms Stephanie Wong and Ms Elyse Kong, plan to recycle promotional banners used by various societies on campus. They will use the recycled material to produce eco-friendly bags. First batch of the bags is expected to be available for sale this year. Ms Kong said the University had agreed to purchase 2,000 bags to show support for environmental protection. (Wen Wei Po)

### **CU signs collaboration agreement with Shenzhen University to establish Shenzhen campus**

CU has signed a collaboration agreement with ShenzhenU, with support of the Shenzhen Municipal Government, to establish a campus in Shenzhen. The agreement was signed by CU Vice-Chancellor Professor Joseph Sung Jao-yiu and ShenzhenU President Professor Zhang Bigong. CU will be responsible for daily management, teaching and research, and faculty recruitment of the Shenzhen campus. The campus, located in the south of Dayun Park in Longgang District with an area of around 100 hectares, will be run independently from the main campus in Sha Tin. (HKCD, Ta Kung Pao, Wen Wei Po, Ming Pao, Sing Tao) (press release [http://www.cpr.cuhk.edu.hk/en/press\\_detail.php?id=1060](http://www.cpr.cuhk.edu.hk/en/press_detail.php?id=1060))

### **CU names Run Run Shaw Science Building**

CU has held a naming ceremony for the Run Run Shaw Science Building. The ceremony was officiated by CU Chairman Dr Vincent Cheng Hoi-chuen and Vice-Chancellor Professor Joseph Sung Jao-yiu. Shaw Foundation Chairman Mrs Mona Shaw was present at the ceremony. (Sing Tao, HKCD, Ta Kung Pao, Wen Wei Po, Sing Pao) (press release [http://www.cpr.cuhk.edu.hk/en/press\\_detail.php?id=1059](http://www.cpr.cuhk.edu.hk/en/press_detail.php?id=1059))

### **CityU social work most competitive JUPAS programme**

CityU's social work programme has become the most competitive programme among JUPAS applicants after the change of programmes last week. Around 1,700 applicants applied for the programme which offers 60 places, i.e. around 29 applicants competing for each place. HKIEd's Global and Environmental Studies is the second most competitive programme, with 1,110 applicants competing for 40 places (i.e. an average of 27.7 applicants for each place). HKU's nursing programme has received 1,128 applications, with an average of nearly 6 applicants competing for each place. PolyU and CityU have also received over 900 and 670 applications for their nursing programmes respectively. (major local papers)

MW/IC

**Note:** For more news about HKU, please visit Wisenews on <http://sunzi1.lib.hku.hk/ER/detail/hkul/2125211> (first click "Click to start searching via WiseNews" then click "HKU" folder on the left hand side of the page). The Wisenews is subscribed by University Libraries and available to all members of the University.

Disclaimer: The Daily Media Highlights provide an overview in English of the day's local media coverage of issues and events that involve HKU, other universities and/or tertiary education in general. While translations included in the Highlights aim to be as accurate as possible, translated texts and interpretations do not represent the views of the University.
-----------------------------------------------------------------------------------------------------------------------------------------------------------------------------------------------------------------------------------------------------------------------------------------------------------------------------------------------------------------------------

Copyright 2006@The University of Hong Kong. All rights reserved.

This site was constructed by Raphael Hui (BBA(IS)/BEng(SE), Year 4), Mar 2006  
& revised by Alex Liu, Sept 2010.

## New QS World University Rankings by Subject 2011 - Arts & Humanities

### QS World University Rankings by Subject: Geography & Area Studies

Rank	Title	Country	Academic	Employer	Citations	Score
1	University of Oxford	United Kingdom	96.6	84.1	55.9	87.2
2	University of California, Berkeley (UCB)	United States	100.0	68.4	42.7	85.4
3	Harvard University	United States	94.7	100.0	37.2	83.7
4	University of Cambridge	United Kingdom	98.1	87.9	30.2	83.5
5	University of California, Los Angeles (UCLA)	United States	78.7	51.3	54.9	71.2
6	Australian National University	Australia	83.3	52.6	31.3	69.8
7	Stanford University	United States	77.7	48.4	45.3	68.3
8	Yale University	United States	79.9	61.5	27.5	67.6
9	University of Chicago	United States	76.5	37.0	39.1	65.1
10	National University of Singapore (NUS)	Singapore	79.9	33.8	28.4	65.0
11	Princeton University	United States	75.5	32.5	41.9	64.5
12	The University of Tokyo	Japan	81.2	27.6	23.9	64.4
13	London School of Economics and Political Science (LSE)	United Kingdom	74.0	50.7	34.5	63.8
14	University of British Columbia	Canada	73.0	40.7	36.8	62.5
15	Columbia University	United States	70.5	42.6	41.1	61.8
16	University of Toronto	Canada	70.2	50.5	30.9	60.4
17	McGill University	Canada	70.8	49.6	22.4	59.0
18	Massachusetts Institute of Technology (MIT)	United States	64.7	76.0	28.6	58.6

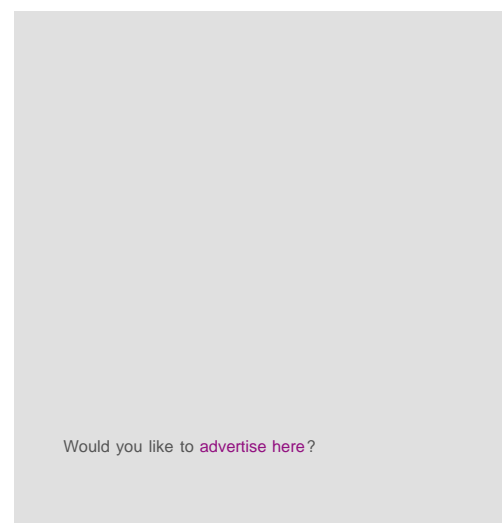
Create your own world university ranking with Scorecard



Build your own personalized university rankings with Scorecard using QS World University Rankings® 2011.

Create your own world university rankings >>

Share with your friends



Choose your language

Select Language  
Powered by Google™ Translate

19	Peking University	China	71.6	34.4	20.0	57.6
20	University of Hong Kong	Hong Kong	66.3	42.4	33.6	57.4
21	The University of Sydney	Australia	65.9	51.8	26.8	56.7
22	The University of Melbourne	Australia	63.0	58.3	30.2	56.0
23	Cornell University	United States	62.7	23.4	46.4	55.5
24	University of Edinburgh	United Kingdom	53.5	60.0	55.1	54.5
25	Kyoto University	Japan	68.8	23.1	15.9	53.7
26	University of Michigan	United States	56.6	31.2	50.7	52.9
27	UCL (University College London)	United Kingdom	53.5	52.2	32.7	49.2
28	The University of Manchester	United Kingdom	49.6	38.7	52.4	49.1
29	Seoul National University	Korea, South	61.7	10.7	23.4	48.9
30	The University of Auckland	New Zealand	51.7	43.5	37.3	48.0
31	University of Wisconsin-Madison	United States	49.1	41.0	46.1	47.7
32	National Taiwan University (NTU)	Taiwan	51.9	12.5	47.5	47.1
33	Monash University	Australia	56.9	28.2	18.7	46.4
34	The Chinese University of Hong Kong	Hong Kong	54.4	18.6	29.4	45.8
35	Kings College London (University of London)	United Kingdom	47.8	22.2	46.4	45.0
36	University of Pennsylvania	United States	44.5	54.9	40.6	44.8
37=	Duke University	United States	45.2	32.2	48.7	44.6
37=	Durham University	United Kingdom	36.9	37.1	75.1	44.6
39	Lund University	Sweden	44.4	23.9	53.1	44.1
40	University of Amsterdam	Netherlands	49.5	10.4	38.8	43.5
41	Tsinghua University	China	48.5	23.5	34.8	43.3
42	University of Washington	United States	39.9	38.6	52.8	42.4
43	University of Bristol	United Kingdom	40.0	56.6	42.9	42.2
44	The University of Warwick	United Kingdom	44.0	57.2	26.7	41.9
45	University of Vienna	Austria	45.5	7.4	42.6	41.1
46	Johns Hopkins University	United States	43.7	15.5	43.3	40.8
47	Leiden University	Netherlands	49.8	6.2	23.4	40.2
48	Freie Universität Berlin	Germany	50.3	8.9	17.9	39.7
49	New York University (NYU)	United States	41.0	53.0	27.5	39.5

#### HE News Brief 9.8.11

by Abby Chau UNITED STATES: Forbes publishes the top 650 US undergraduate colleges GHANA: Student protests erupt in response to what some deem as unfa...

#### The US debt ceiling deal explained: how will it affect students?

By Mansoor Iqbal, Education Writer International news over the past few months has been dominated by the very real possibility that the world's larges...


#### Why are fewer international students choosing to study in Australia?

By Mansoor Iqbal, Education Writer After a decade of growth, enrolments of international students are beginning to slow in one of the world's most pop...

RSSbox powered by rssinclude.com

Create an account or [log in](#) to see what your friends like.

---



**QS World University Rankings**  
on Facebook


[Like](#)

[Confirm](#)

You like this. · [Admin Page](#) · [Insights](#) · [Error](#)

You like this. 36,962 · [Admin Page](#) · [Insights](#) · [Error](#)

---



**QS World University Rankings**

Have the London riots affected your perception of the city?

[UK hit by riots | To Universities](#)

Facebook social plugin

		States				
50	The University of Queensland	Australia	39.6	51.1	28.5	38.5
51-100	Brown University	United States	37.1	17.5	23.5	
51-100	City University of New York	United States	33.1	0.0	31.2	
51-100	Humboldt-Universität zu Berlin	Germany	43.3	16.3	18.0	
51-100	Indiana University Bloomington	United States	29.2	37.3	32.7	
51-100	Jawaharlal Nehru University	India	39.5	6.0	4.8	
51-100	Katholieke Universiteit Leuven	Belgium	36.1	0.0	40.5	
51-100	Korea University	Korea, South	30.6	7.9	22.2	
51-100	Lancaster University	United Kingdom	20.9	19.4	82.3	
51-100	Ludwig-Maximilians-Universität München	Germany	37.6	14.4	21.0	
51-100	McMaster University	Canada	24.1	26.9	42.4	
51-100	Nanyang Technological University (NTU)	Singapore	41.6	22.9	9.8	
51-100	Northwestern University	United States	32.2	26.5	28.1	
51-100	Pennsylvania State University	United States	32.1	40.2	26.0	
51-100	Queen Mary, University of London (QMUL)	United Kingdom	23.4	17.4	72.7	
51-100	Queen's University	Canada	25.6	32.8	27.5	
51-100	Stockholm University	Sweden	35.0	6.7	46.7	
51-100	Trinity College Dublin	Ireland	32.3	46.8	29.4	
51-100	Universidad Nacional Autónoma de México (UNAM)	Mexico	28.7	13.3	38.2	
51-100	University of Barcelona	Spain	28.0	12.9	31.3	
51-100	Université Catholique de Louvain (UCL)	Belgium	30.6	0.0	52.4	
51-100	University College Dublin	Ireland	27.9	28.6	22.1	
51-100	The University of Adelaide	Australia	32.1	23.2	12.1	
51-100	University of Bergen	Norway	29.2	6.7	41.8	
51-100	University of Birmingham	United Kingdom	31.0	32.2	39.9	

51-100	University of California, Irvine	United States	23.7	0.0	56.3
51-100	University of California, San Diego (UCSD)	United States	34.2	14.1	39.1
51-100	University of California, Santa Barbara (UCSB)	United States	29.5	16.1	53.2
51-100	University of Canterbury	New Zealand	29.2	15.7	41.2
51-100	University of Copenhagen	Denmark	40.9	25.4	34.0
51-100	University of Glasgow	United Kingdom	26.8	48.5	40.3
51-100	University of Hawaii at Manoa	United States	27.3	0.0	42.7
51-100	University of Helsinki	Finland	29.6	14.8	43.9
51-100	University of Illinois at Urbana-Champaign	United States	36.8	41.0	27.4
51-100	University of Leeds	United Kingdom	37.6	31.8	39.4
51-100	University of Minnesota	United States	31.2	13.7	48.5
51-100	The University of New South Wales	Australia	44.9	25.8	20.5
51-100	University of North Carolina, Chapel Hill	United States	37.9	17.4	42.6
51-100	The University of Nottingham	United Kingdom	26.6	30.3	26.1
51-100	University of Oslo	Norway	30.7	9.7	27.9
51-100	University of Otago	New Zealand	29.8	20.9	33.7
51-100	University of Science and Technology of China	China	27.1	20.7	30.5
51-100	The University of Sheffield	United Kingdom	31.6	29.5	47.8
51-100	University of Texas at Austin	United States	28.1	56.4	21.6
51-100	University of the Philippines	Philippines	34.8	11.2	14.4
51-100	The University of Western Australia	Australia	31.4	22.4	40.4
51-100	University of Zurich	Switzerland	25.6	6.4	50.0
51-100	Uppsala University	Sweden	38.0	12.8	28.8
51-100	Utrecht University	Netherlands	38.6	3.7	33.4
51-100	Victoria University of Wellington	New Zealand	28.6	41.9	25.0
51-100	Yonsei University	Korea,	38.9	0.0	22.0

100		South			
101-150	Cardiff University	United Kingdom	22.7	16.9	34.3
101-150	Carnegie Mellon University	United States	14.2	14.0	58.6
101-150	Charles University	Czech Republic	15.8	3.7	58.1
101-150	Clark University	United States	24.0	0.0	43.8
101-150	Dartmouth College	United States	17.9	33.1	45.2
101-150	Georg-August-Universität Göttingen	Germany	22.0	8.8	32.3
101-150	George Washington University	United States	24.0	10.5	23.3
101-150	Georgetown University	United States	27.8	28.0	10.4
101-150	Kobe University	Japan	22.3	27.9	24.7
101-150	Lomonosov Moscow State University	Russia	29.6	38.4	3.7
101-150	Murdoch University	Australia	23.0	13.3	31.1
101-150	Nagoya University	Japan	29.0	14.1	10.7
101-150	Nanjing University	China	31.3	15.1	9.9
101-150	Newcastle University	United Kingdom	18.1	27.9	39.0
101-150	Ohio State University	United States	24.5	17.2	36.8
101-150	The Open University	United Kingdom	16.5	0.0	50.5
101-150	Purdue University	United States	19.8	9.0	39.3
101-150	Queensland University of Technology	Australia	19.3	16.9	45.3
101-150	Rheinische Friedrich-Wilhelms-Universität Bonn	Germany	29.4	5.2	17.7
101-150	RMIT University	Australia	23.6	18.9	20.6
101-150	Royal Holloway University of London	United Kingdom	21.3	2.2	32.9
101-150	Rutgers, The State University of New Jersey, New Brunswick	United States	23.2	4.1	34.0
101-150	Shanghai Jiao Tong University	China	25.1	25.1	14.6
101-150	Simon Fraser University	Canada	27.4	11.3	28.3
101-150	Stellenbosch University	South Africa	3.8	2.3	100.0

101-150	University of Florence	Italy	23.3	0.0	41.6
101-150	University of Bologna	Italy	32.3	14.9	6.8
101-150	Universitat Autònoma de Barcelona	Spain	24.3	11.6	28.9
101-150	Universität Frankfurt am Main	Germany	26.5	10.7	14.9
101-150	Universität Freiburg	Germany	22.3	0.0	35.0
101-150	Université de Montréal	Canada	23.7	24.1	19.8
101-150	Université Paris 1, Panthéon-Sorbonne	France	28.5	7.8	19.0
101-150	University of Alberta	Canada	22.7	30.8	25.3
101-150	University of California, Davis	United States	11.5	36.3	54.7
101-150	University of California, Santa Cruz	United States	22.0	0.0	44.6
101-150	University of Colorado at Boulder	United States	21.5	9.4	45.8
101-150	University of Delhi	India	32.6	28.6	2.1
101-150	University of Exeter	United Kingdom	16.2	21.4	43.0
101-150	University of Ghent	Belgium	30.5	0.0	24.6
101-150	University of Kansas	United States	15.8	0.0	66.5
101-150	University of Maryland, College Park	United States	17.7	0.0	49.4
101-150	University of Southampton	United Kingdom	19.1	9.0	44.7
101-150	University of St Andrews	United Kingdom	19.0	17.4	49.0
101-150	University of Sussex	United Kingdom	25.8	11.0	36.7
101-150	University of Tsukuba	Japan	24.6	16.5	23.0
101-150	University of Victoria	Canada	28.5	0.0	22.6
101-150	University of York	United Kingdom	18.8	19.4	56.7
101-150	Westfälische Wilhelms-Universität Münster	Germany	16.7	1.9	51.9
101-150	York University	Canada	27.5	7.1	18.4
101-150	Zhejiang University	China	25.6	36.3	10.4
151-	Aberystwyth University	United	14.0	6.7	52.9

200		Kingdom			
151-200	Arizona State University	United States	17.9	9.0	36.5
151-200	Boston University	United States	20.4	21.3	25.4
151-200	Carleton University	Canada	20.2	9.0	29.4
151-200	Flinders University	Australia	20.3	13.8	23.2
151-200	Griffith University	Australia	20.5	15.2	22.4
151-200	Hebrew University of Jerusalem	Israel	21.6	10.7	20.0
151-200	Hokkaido University	Japan	22.0	22.6	19.6
151-200	The Hong Kong Polytechnic University	Hong Kong	16.8	0.8	34.9
151-200	Laval University	Canada	21.1	3.7	10.7
151-200	Loughborough University	United Kingdom	14.0	32.0	39.0
151-200	Louisiana State University	United States	19.7	0.0	24.2
151-200	Macquarie University	Australia	14.7	26.9	22.6
151-200	Michigan State University	United States	15.6	13.7	28.2
151-200	National Cheng Kung University	Taiwan	22.0	3.2	16.1
151-200	Queen's University of Belfast	United Kingdom	13.1	36.4	26.3
151-200	Radboud University Nijmegen	Netherlands	14.8	3.0	41.8
151-200	Sapienza University of Rome	Italy	19.2	11.2	29.0
151-200	Swansea University	United Kingdom	13.4	0.0	43.6
151-200	Tel Aviv University	Israel	18.5	13.1	22.9
151-200	Universidad Autónoma de Madrid	Spain	15.9	6.4	21.8
151-200	University Complutense Madrid	Spain	23.5	8.3	21.1
151-200	Universidade de São Paulo	Brazil	16.2	6.2	43.6
151-200	Universität Bremen	Germany	16.3	6.7	25.6
151-200	Universität Hamburg	Germany	21.2	2.2	19.1
151-200	Universität Innsbruck	Austria	15.9	0.0	27.2

151-200	Universitat Pompeu Fabra	Spain	18.8	0.0	21.2
151-200	Universiti Kebangsaan Malaysia (UKM)	Malaysia	26.8	6.7	5.3
151-200	Universiti Malaya (UM)	Malaysia	24.1	14.3	9.0
151-200	University at Buffalo SUNY	United States	15.7	0.0	32.4
151-200	University of Aberdeen	United Kingdom	15.6	19.4	42.3
151-200	University of Arizona	United States	18.8	14.8	34.0
151-200	University of Athens	Greece	17.5	8.8	29.0
151-200	University of Bath	United Kingdom	12.1	28.9	34.2
151-200	University of Bern	Switzerland	12.9	0.0	48.9
151-200	University of Calgary	Canada	20.4	15.9	21.6
151-200	University of Cape Town	South Africa	16.6	6.6	37.5
151-200	University of East Anglia (UEA)	United Kingdom	17.6	1.1	38.8
151-200	University of Essex	United Kingdom	20.2	0.0	30.1
151-200	University of Iowa	United States	13.0	0.0	45.1
151-200	University of Liverpool	United Kingdom	11.6	15.6	42.3
151-200	University of Newcastle	Australia	17.8	19.5	26.1
151-200	University of Oregon	United States	17.2	0.0	31.6
151-200	University of Reading	United Kingdom	15.2	27.9	39.3
151-200	University of Southern California	United States	16.7	0.0	32.3
151-200	University of Tasmania	Australia	21.9	4.2	21.0
151-200	University of Waikato	New Zealand	14.7	15.9	22.4
151-200	University of Waterloo	Canada	20.7	30.0	20.4
151-200	The University of Western Ontario	Canada	12.5	25.8	33.7
151-200	Vrije Universiteit Brussel (VUB)	Belgium	18.6	3.2	21.8

universities must offer a course or the option to specialize in either **disciplines\***, and meet the discipline specific threshold for papers published.

## QS World University Rankings by Subject 2011: Arts & Humanities



Our latest QS World University Rankings by Subject release is the **Arts and Humanities university rankings**, providing the 2011 rankings for the top 200 universities in the world offering arts and humanities degrees.

### Choose your subject

[English Language and Literature Rankings](#)

[Modern Languages Rankings](#)

[History Rankings](#)

[Philosophy Rankings](#)

[Geography & Area Studies Rankings](#)

[Linguistics Rankings](#)

### Other subjects in this series



The QS World University Rankings by Subject have been published for the first time in 2011 and covered a wide range of universities and faculties.

Please choose the subject you are interested in:

[Natural Sciences](#) | [Life Sciences & Medicine](#) | [Engineering & Technology](#) | [Arts & Humanities](#)

### Next steps

[View QS World University Rankings by Subject 2011](#)

[Create your own world university rankings with Scorecard](#)

[Sign up for our newsletter](#)

[Browse our comprehensive global university database](#)

Be sociable with us:



[Newsletter Signup:](#)

### Popular Countries

[Australia](#)  
[Canada](#)  
[Denmark](#)  
[United Kingdom](#)  
[United States](#)

### Popular University Courses

[Engineering Degrees](#)  
[History Degrees](#)  
[Business Degrees](#)  
[Engineering Management Degrees](#)  
[Leisure & Tourism Degrees](#)

### QS World University Rankings

[World University Rankings](#)  
[World University Rankings 2010 Results](#)  
[Top 100 Universities in the World 2010/2011](#)  
[Computer Science Universities](#)  
[Subject Rankings 2010 Technology](#)  
[Subject Rankings 2010 Arts](#)

[Undergraduate degrees](#)

[Postgraduate courses](#)

[MBA and EMBA programs](#)

[Global careers](#)



Since 2004 QS has produced the leading and most trusted world university rankings. Focusing globally and locally, we deliver world university rankings for students and academics alike.

[About QS](#) | [Contact us](#) | [QS Press Room](#)  
[Privacy policy](#) | [Link to us](#) | [Terms & Conditions](#)



© QS Quacquarelli Symonds Limited 1994-2011. All rights reserved.